

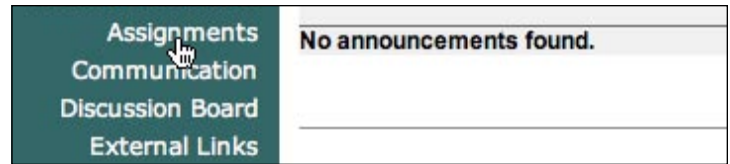
Student Usage

Students in your class can submit papers to Turnitin Assignments that you have created. Like instructors, students submit papers from their assignments page. To open the assignments page, students click the *assignments* link within their course **1**. A list of available course assignments is shown.

To submit a paper to an assignment:

1. Click the *view/complete* link next to the assignment you want to submit a paper to **2**.
2. Click the submit icon for the paper **3**.
3. Enter a paper title.
4. Click the *browse* button to locate the file you want to submit.
5. Click *submit*. On the following page you will be asked to confirm the text of the submission. If the text is correct, click *yes, submit* to finalize the submission.

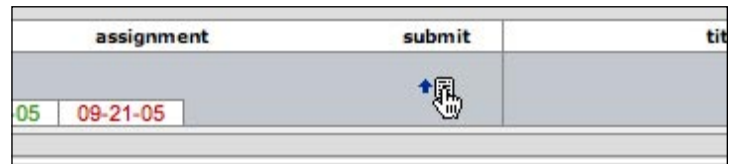
If your students have been given access to Originality Reports, they can view their submission and report by clicking on an assignment's *view/complete* link **2**. This will take the student to his or her assignment portfolio. In this screen the student can click the Originality Report icon to view his or her Originality Report **4**. Please note that by default students cannot access reports. For information on letting students view their own reports, please refer to the section *Creating a Turnitin Assignment*.



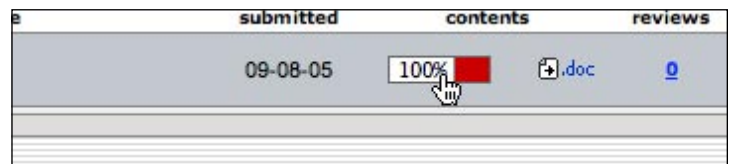
- 1** Click Assignments to open your course Assignments page



- 2** Click to open the paper submission form or view your submission results



- 3** Click to open the paper submission form



- 4** Click to open the Originality Report.